

University of Washington Seattle
Institute of Translational Health Science (ITHS)

PTSA - Return to In-person school opinion check PID 17229

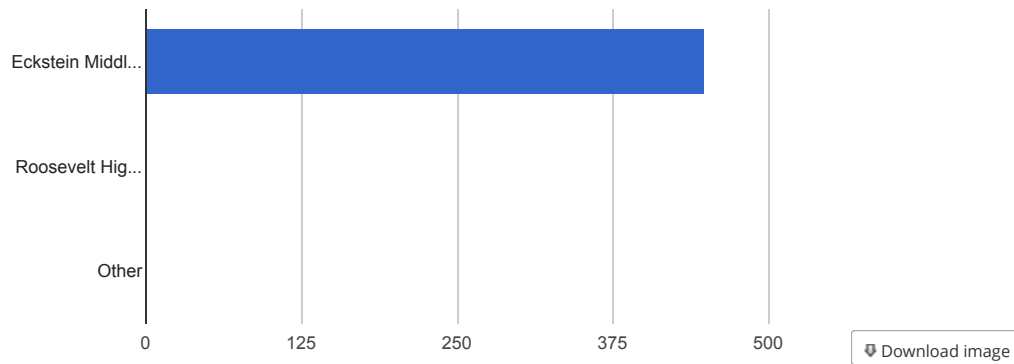
Data Exports, Reports, and Stats

By school 2

What school does your child attend? *(school)*

Total Count (N)	Missing*	Unique
448	0 (0.0%)	1

Counts/frequency: **Eckstein Middle School** (448, 100.0%), **Roosevelt High School** (0, 0.0%), **Other** (0, 0.0%)



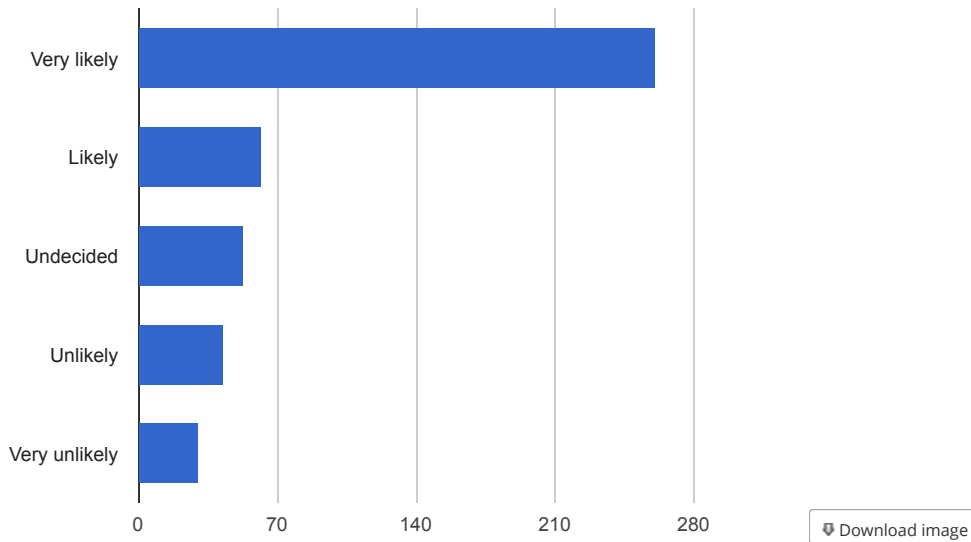
What is the name of your child's school? *(school_2)*

Total Count (N)	Missing*
0	448 (100.0%)

If Department of Health guidelines allow for in-person school, how likely are you to send your child to school in-person part-time? *(part_time)*

Total Count (N)	Missing*	Unique
448	0 (0.0%)	5

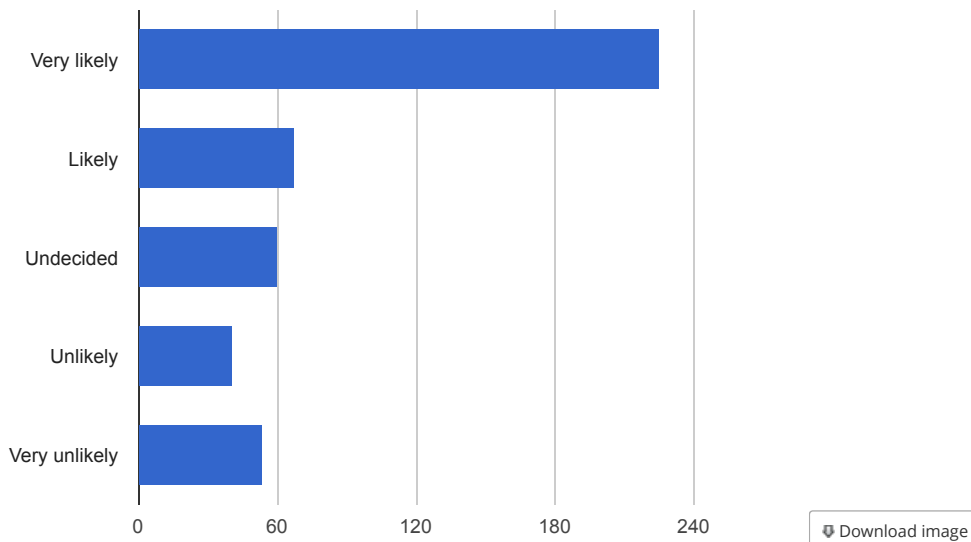
Counts/frequency: **Very likely** (260, 58.0%), **Likely** (62, 13.8%), **Undecided** (53, 11.8%), **Unlikely** (43, 9.6%), **Very unlikely** (30, 6.7%)



If Department of Health guidelines allow for in-person school, how likely are you to send your child to school in-person full-time? *(full_time)*

Total Count (N)	Missing*	Unique
447	1 (0.2%)	5

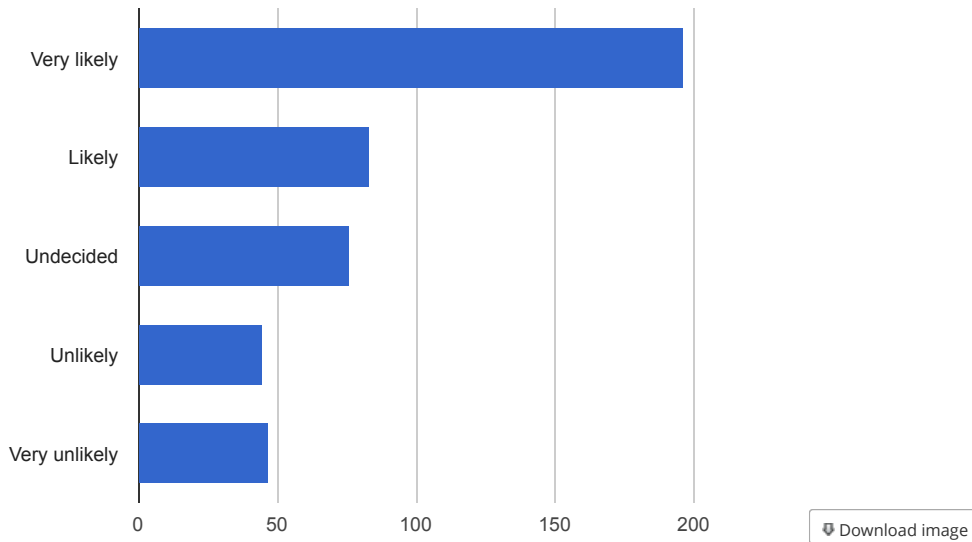
Counts/frequency: **Very likely** (225, 50.3%), **Likely** (67, 15.0%), **Undecided** (60, 13.4%), **Unlikely** (41, 9.2%), **Very unlikely** (54, 12.1%)



If returning to in-person school required changing your child's class schedule, how likely are you to send your child to school in-person? *(change_schedule)*

Total Count (N)	Missing*	Unique
447	1 (0.2%)	5

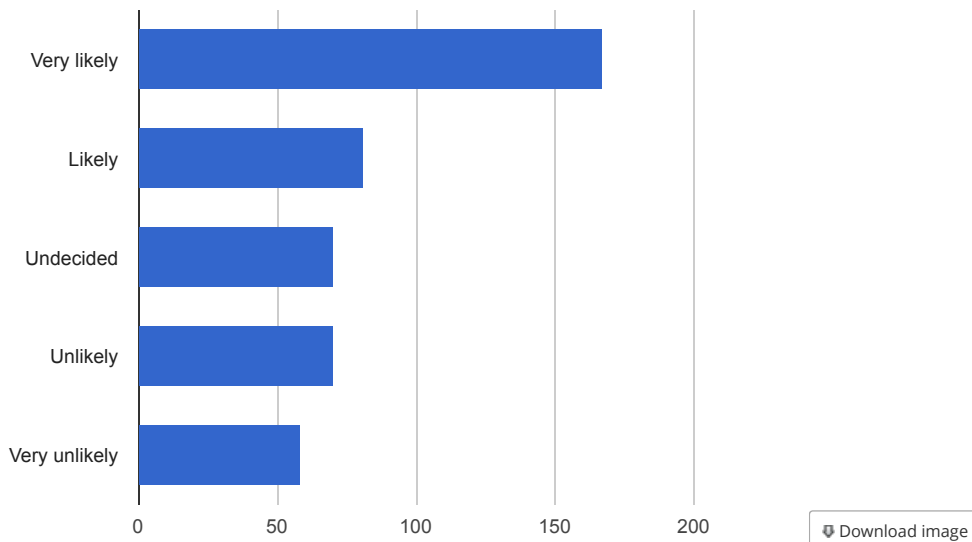
Counts/frequency: **Very likely** (196, 43.8%), **Likely** (83, 18.6%), **Undecided** (76, 17.0%), **Unlikely** (45, 10.1%), **Very unlikely** (47, 10.5%)



If returning to in-person school required changing your child's teacher/s, how likely are you to send your child to school in-person? *(change_teacher)*

Total Count (N)	Missing*	Unique
446	2 (0.4%)	5

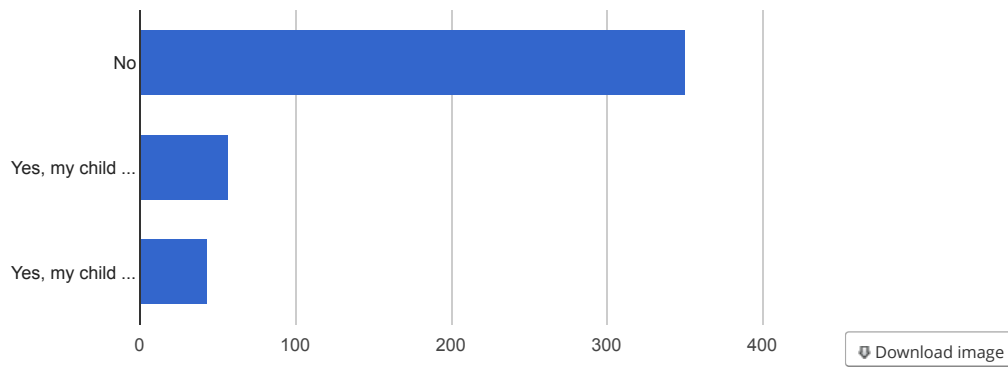
Counts/frequency: **Very likely** (167, 37.4%), **Likely** (81, 18.2%), **Undecided** (70, 15.7%), **Unlikely** (70, 15.7%), **Very unlikely** (58, 13.0%)



Does your child have an IEP (Individual Education Plan) or 504 plan? *(iep_or_504)*

Total Count (N)	Missing*	Unique
445	3 (0.7%)	3

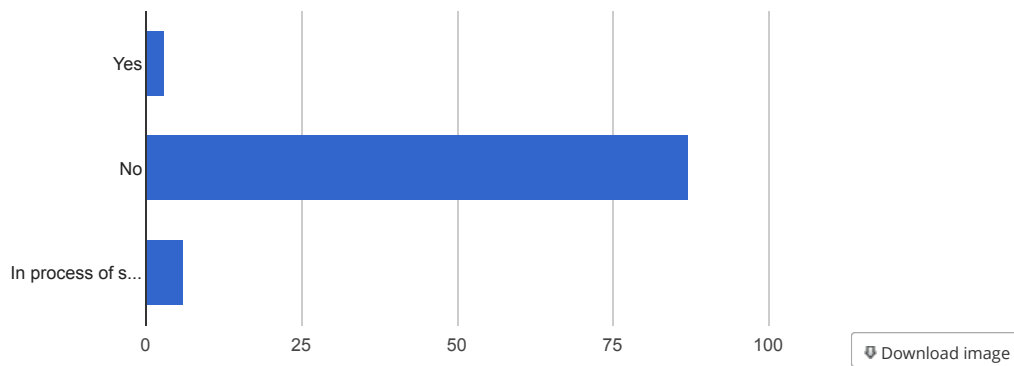
Counts/frequency: **No** (350, 78.7%), **Yes, my child has an IEP** (57, 12.8%), **Yes, my child has a 504** (43, 9.7%)



Does your child with an IEP or a 504 currently receive in-person services? *(in_person_now)*

Total Count (N)	Missing*	Unique
96	352 (78.6%)	3

Counts/frequency: Yes (3, 3.1%), No (87, 90.6%), In process of starting services (6, 6.3%)

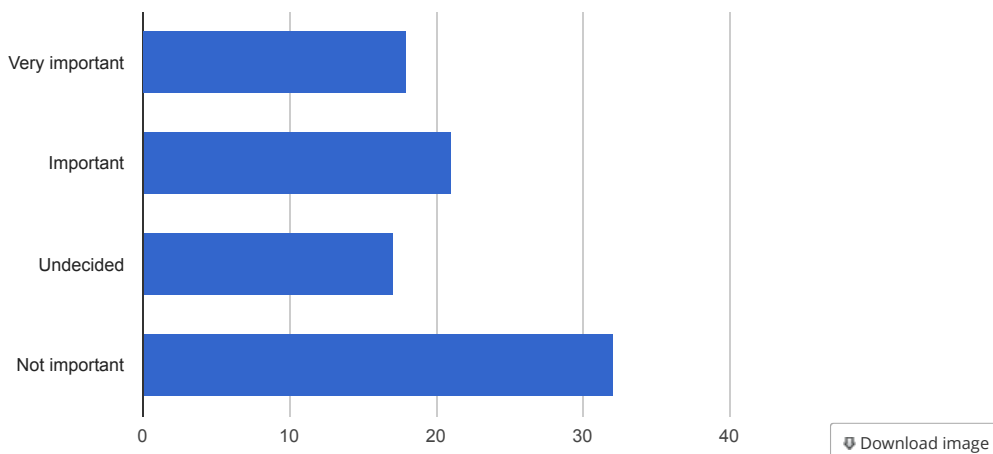


If NO, how important is it to you that your child receive in-person services now?

(not_getting_service)

Total Count (N)	Missing*	Unique
88	360 (80.4%)	4

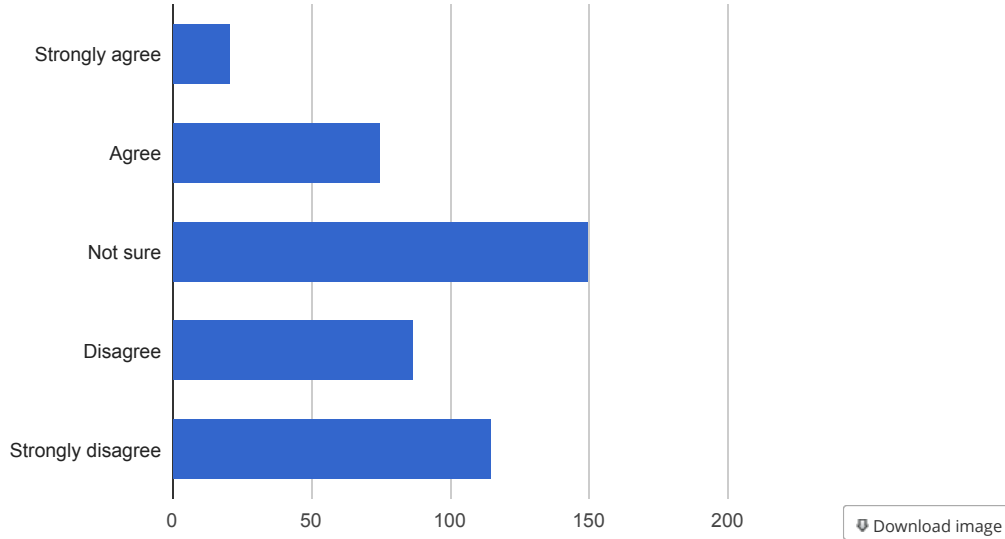
Counts/frequency: Very important (18, 20.5%), Important (21, 23.9%), Undecided (17, 19.3%), Not important (32, 36.4%)



I feel confident the school district is adequately planning for in-person school. *(confident_planning)*

Total Count (N)	Missing*	Unique
448	0 (0.0%)	5

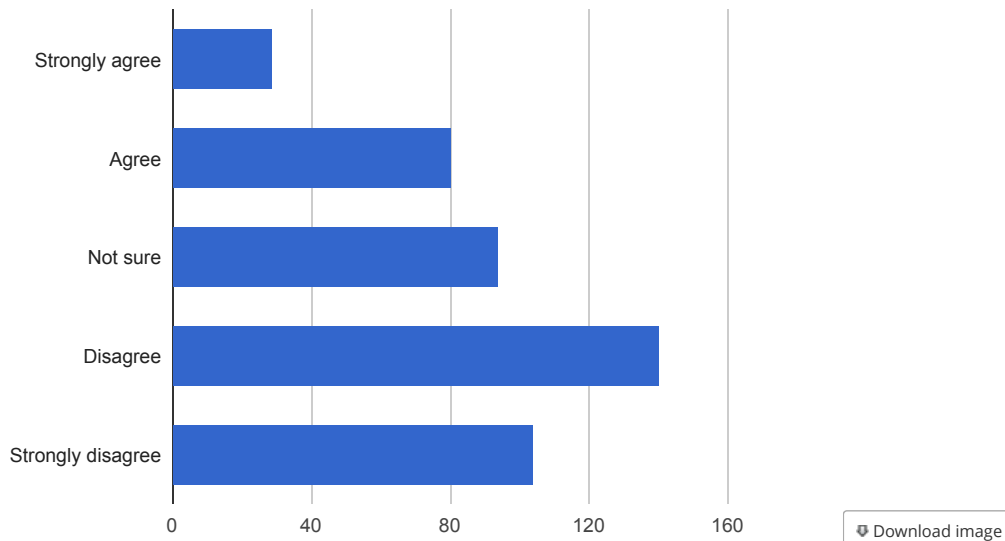
Counts/frequency: **Strongly agree** (21, 4.7%), **Agree** (75, 16.7%), **Not sure** (150, 33.5%), **Disagree** (87, 19.4%), **Strongly disagree** (115, 25.7%)



I am comfortable with the level of communication from the school district about the progress of school building and staff preparations for in-person school. *(comfortable)*

Total Count (N)	Missing*	Unique
447	1 (0.2%)	5

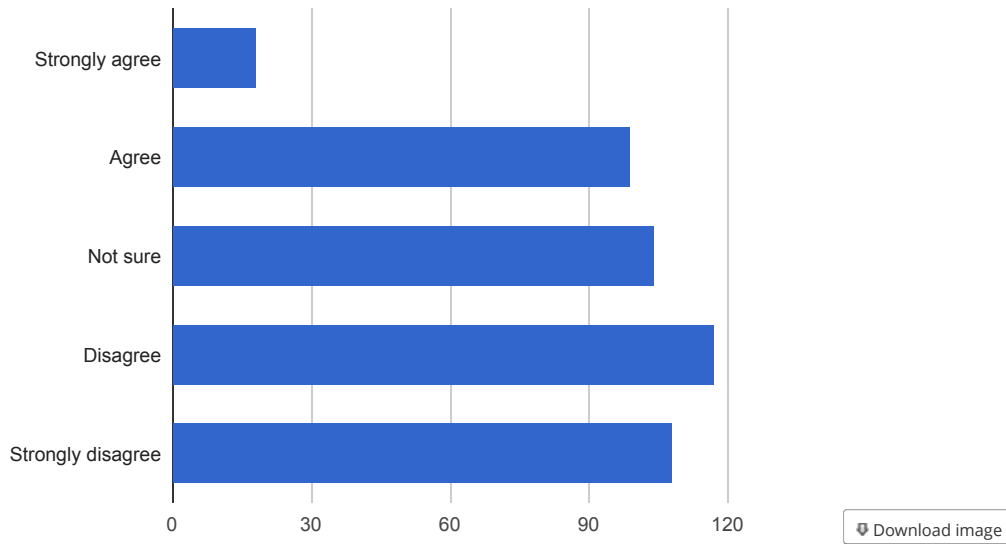
Counts/frequency: **Strongly agree** (29, 6.5%), **Agree** (80, 17.9%), **Not sure** (94, 21.0%), **Disagree** (140, 31.3%), **Strongly disagree** (104, 23.3%)



I understand the school district's decision-making process for when to start in-person school. *(understand_plan)*

Total Count (N)	Missing*	Unique
446	2 (0.4%)	5

Counts/frequency: Strongly agree (18, 4.0%), Agree (99, 22.2%), Not sure (104, 23.3%), Disagree (117, 26.2%), Strongly disagree (108, 24.2%)



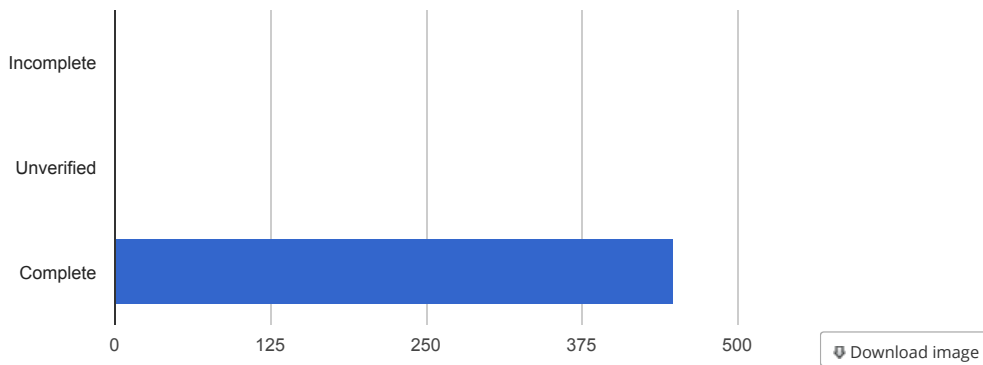
Additional Comments: (comments)

Total Count (N)	Missing*
157	291 (65.0%)

Complete? (my_first_instrument_complete)

Total Count (N)	Missing*	Unique
448	0 (0.0%)	1

Counts/frequency: Incomplete (0, 0.0%), Unverified (0, 0.0%), Complete (448, 100.0%)



* Note: Values listed as 'Missing' may include records with a Missing Data Code (if Missing Data Codes are defined).

